



# ENGLISH READER

1



With the blessings of :  
Our Parents

# ENGLISH READER 1

## Copyright @ Publishers

All rights reserved. No part of the publications may be reproduced, transmitted or distributed in any form or by any means without prior permission in written. Any person who does any unauthorised act in relation, Publications may be liable to criminal prosecution and civil claims for damages.

## Limits of liability and Disclaimer of Warranty:

The Authors, Editors, Designers and the Publishers of this book have tried their best to ensure that all the texts are correct in all aspect. However, the authors and the publishers does not take any responsibility of any errors, if happened. The correction of errors, if found will duly be done in the next edition.

MADE IN INDIA



Support Recycle

Save a Tree  
Save the Earth

One Ton of this Paper Saves 17 trees

Max Retail Price: On Back Cover

## Edited & Designed by:

Editone International Pvt. Ltd.

## Based on:

- National Education Policy 2020
- NCF 2022
- Activity Based Format
- Innovative Approach
- Learning with fun
- Eco-Friendly Paper

# Preface

---

We have always made an effort to keep education relevant to learner needs. As part of the New Education Policy 2020 and NCF 2022, which emphasises experiential learning and a child's overall growth in order to prepare them to become a responsible adult, we focus on writing books that follow these principles.

In order to facilitate the application of information and growth that will support meaningful future for learners, we encourage teachers, educators, and guardians to support growing these competencies in the learner.

The interior of the Classes 1–8 NEP books includes interactive elements from the New Education Policy as well as chapters with Learning Objectives, Warm-up, Find Meaning, Creative expression, Cross Curricular connect, Vocabulary time, Life skills, Logical Thinking, Conceptual Understanding, Communication and Writing skills as main highlights.

NEP 2020-based novels are produced by incorporating 21st-century skills including teamwork, and application knowledge using a cross-curricular approach. By using this method, rote learning will be replaced with competency-based learning.

We have incorporated a structure to guarantee the quality of education in accordance with new NEP 2020 principles in order to improve children's capacity for moral decision-making and learning through the environment within the classroom. To ensure that students complete the lessons, teachers can do a variety of things to make the classroom engaging and interesting.

All elements of the National Education Policy 2020, including self-awareness, self-management, social awareness, responsible decision-making, relationship skills, and self-responsibility, are covered in our series classes 1–8 book.

We urge parents, guardians, and educators to support the development of these competencies in students in order to foster the use of knowledge and growth. Any suggestions of scholars students and teachers for further improvement are always accepted and welcomed.

–Publishers

# Contents

S. No.	Chapters	Page No.
1.	The Little Plant	5
2.	Fun at School	9
3.	A Visit to Delhi	16
4.	Good Manners	24
5.	A Visit to Uncle's Farm	27
6.	Festivals of India	35
7.	Friendship	43
8.	Zoo	47
9.	My Selfie	54
10.	The Fox and The Crane	59
11.	Best friends	66
	<b>Self Assessment-1</b>	73
	<b>Self Assessment-2</b>	75



# The Little Plant



## Learning Objectives

- Seeds grow into plants.
- Nature is beautiful.

In the heart of a seed  
**Buried** deep, so deep,  
A dear little plant  
lay fast asleep!

"Wake up!" said the sunshine  
"And **creep** to the light!"  
"Wake up!" said the voice  
Of the raindrops bright.

The little plant heard,  
And it **rose** to see  
What the **wonderful**,  
**Outside** world might be.

*-Kate Louise Brown*



## Find Meaning

<b>Buried</b>	: hidden in the ground	<b>Creep</b>	: (here) to come out of the soil
<b>Lay fast asleep</b>	: slept in peace	<b>Rose</b>	: to move upwards
<b>Outside</b>	: extend surface of something	<b>Wonderful</b>	: lovely

## EXERCISES

### Creative Expression

*Tell Your Story*

You go to the park to play with your friends. There are many trees and plants. What do you feel when you see a plant or a tree? Share your feelings with your classmates.

### CROSS-CURRICULAR CONNECT

### Learning by Doing

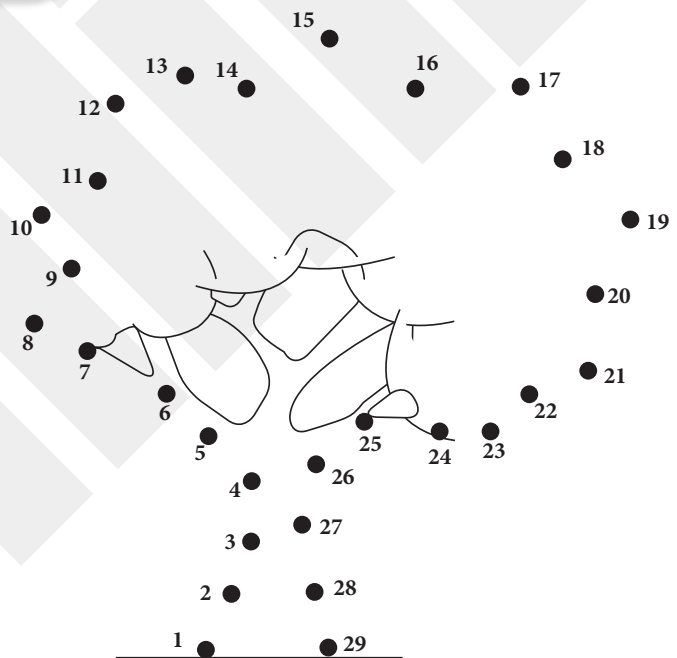
Join the dots. Colour the picture. Write few lines about the given picture.

.....

.....

.....

.....




### Exercise Time

**A. Answer the following questions.**

1. How does a seed grow into a plant?
2. What does the sunshine say to the seed?
3. What does the voice of raindrops say?

**B. Complete the following stanza.**

1. In the heart of a seed  
Buried deep, so deep,  
.....  
.....
2. The little plant .....,  
And it ..... to see  
What the .....  
..... world might be.



 **Let's enjoy the poem**

**A. Read the poem and make a rhyme using five new words.**

**B. Find their meanings.**

1. Heart .....
2. Deep .....
3. Bright .....
4. Heard .....




**C. Tick (✓) the right options.**

1. What is buried deep?  
(i) Seed       (ii) Plastic bag
2. Who says the plant to creep to the light?  
(i) Cloud       (ii) Sunshine



## D. Match the following.



Cloud

Sun

Rain



## COMMUNICATION

### Writing Skills

Complete these sentences about a friend. Use words from the box.

**Amar school like hair play friend**

1. I have a .....
2. His name is .....
3. He has curly .....
4. We go to ..... together.
5. We ..... under the mango tree.
6. I ..... my friend.

### Reading Skills

Read the riddle given and solve it. Let's see how smart you are!

What is the first thing —  
a gardener plants  
in the garden?



# Fun at School




## Learning Objectives

- Understand the importance of the school.
- Analyse the values of a village school.

## Warm-up

Mili walks to school with her little brother Alex. But today, she is walking alone as her brother is sick with a cold and on leave. She loves going to school. Help Mili to reach her school.





Akash and Ananya lives in a small village with family. They go to school **together** everyday. The small school in the village does not have many resources. There is no school

bus to drop them to the school. They go to the school by walking. They walk past a **bridge**. It is made up of bamboo.




They swiftly climb the little hill on the way. They reach school on time by running down the hill.



They feel happy. Akash and Ananya enters the school lobby.





They see their friends Rahul, Sana, Ram, Raj and Piyush in the school lobby.

Akash and Ananya meet their friends and wish them.

In the mean time, the school peon, Monu rings the school bell.

The children rush to their classrooms. The classrooms are made of raw bricks and cement. The teacher enters the classroom.



I'll paint it nicely using my brush and water colours.



I'll too paint it nicely.



Hey, look! There rings the school bell. It's time to go to our classroom.



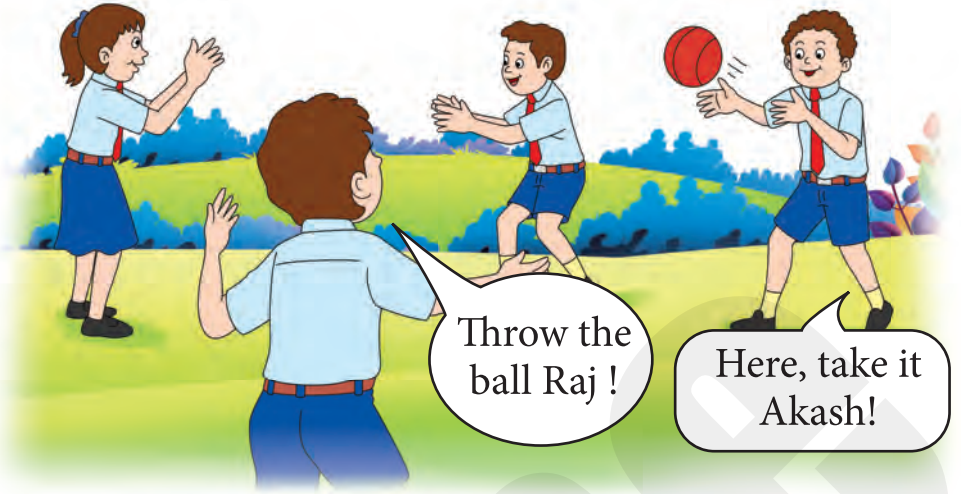
Let's go to our classroom.

She tells the children to paint a picture of a town. The children starts painting using brush and water colours.

Children love playing in the school ground during lunch-time.

When the **recess** is over children return to the classroom.

This is their English



Children! Do you know, when is your English class test?



Yes, sir! It is tomorrow.

period. Mr. Kapoor, their English teacher, is teaching them English.

The children are answering the question asked by their teacher.

The school bell rings again. It is

the sign for the children that the school is over. All children are very happy. They are going back to their home. The children are talking with each other about their school activities.



It is fun to be at school.

Yes, It is!



### Find Meaning

**Together** : with each other

**Recess** : break

**Bridge** : structure carrying a road, path, railway, etc.

## EXERCISES

### Creative Expression

*Tell Your Story*


Do you and your friend like going to school? What do you do at school? Let's discuss your feelings about school with your classmates.

### CROSS-CURRICULAR CONNECT

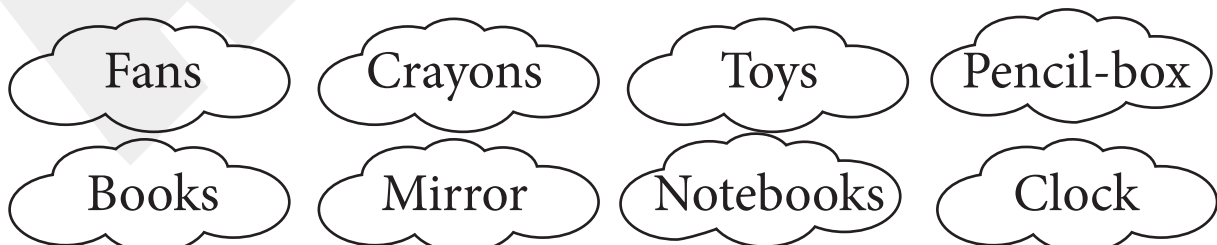
### Learning by Doing

A. Help Praful get ready for the school.

Number these pictures correctly.



B. What do you carry in your bag? Colour the correct cloud with different colours.



### C. Tick (✓) your answer.

Teacher has asked a question.

You know the answer, you will

- Speak out the answer loudly before anyone.
- Raise you hand and wait for your turn.



### Critical Thinking

*Let's Play a Game!*

**Describe the colour of your school uniform.**

Shirt : .....

Skirt/trousers : .....

Shoes : .....

Belt : .....

Tie (if any) : .....

Paste your photograph in school uniform.



### Exercise Time

#### A. Answer the following questions.

1. Where are Akash and Ananya going?
2. What activities the children do in the recess?
3. What did the children paint in school?
4. Who is their English teacher?



**B. Find their meanings.**

- 1. Raw-bricks .....
- 2. Recess .....
- 3. Return .....



**C. Fill in the blanks with the correct words.**

- 1. Where do.....?

**Ans.** Akash and Ananya live in a village.

- 2. Which school ..... go to?

**Ans.** They go to the village school.

- 3. Who .....

**Ans.** Ramu rings the school bell.



**D. Tick (✓) the right options.**

- 1. Akash and Ananya live in a (village/city).
- 2. They (walk/skip) to school.
- 3. They reach school (late/on time).
- 4. They have (work/fun) at school.

**E. Match the following.**

**Column A**

- 1. Bridge
- 2. Notebook
- 3. Uniform

**Column B**

- (a) Paper
- (b) Clothes
- (c) Bamboo





# A Visit to Delhi




## Learning Objectives


- Having fun with the family on vacations.
- Discussing our national capital.

## Warm-up

Family is important. We love our family members.



Paste a photo of your family



Mom, it is summer vacation. So, we shall go to Delhi.



You are right dear Amol. We should go there. Let me talk to your father **regarding** it.

Amol wants to go to Delhi this summer vacation. What do you say?



I know it and had **planned accordingly**. We will go there tomorrow. The tickets are with me.

Amol, we will leave for Delhi tomorrow.



Mom, what about my grandparents?

They will also go with us. Now, start packing your bag for the **journey**.

It's Monday.

What day is it today, Papa?

We shall reach Delhi on Thursday.

When shall we **reach** Delhi?

Amol is going to Delhi with his parents and grandparents. They are going by train. They go to the railway station. They get into the train. All passengers take their seat. The train starts moving.



Amol looks out of the window. He see cows, trees, fields and people. It is night. They sleep on their berths. On Thursday, they reach Delhi. The train is at the station now. Amol is excited to go around and see all places.



First of all, they go to a hotel. They take rest for the whole day.




On Friday, they go to see the Lotus Temple.

On Saturday, they go to see the Qutub Minar.



On the same day, they go to see the Red Fort and Akshardham Mandir.

On Sunday, they go for shopping.



After enjoying a nice trip, Amol returns to Chennai with his parents and grandparents.



### Find Meaning

**Regarding** : relating to

**Accordingly** : as per the rules, orders, etc.

**Journey** : travelling trip

**Reach** : arrived

**Planned** : prepared

## EXERCISES

### Creative Expression

*Tell Your Story*

Have you ever been to a different city or country with your family during summer vacations? Share your experience with your teacher and classmates.

### CROSS-CURRICULAR CONNECT

### Learning by Doing

**A. Read the given sentences. Can you do any such activity with your parents?**

1. Father is driving.
2. Father and girl are buying clothes for needy people.

**B. Underline the naming words in the following sentences.**

1. I like to play with my mother.
2. My sister likes to dance.
3. He is a doctor.
4. Our uncle is tall.
















**C. Fill in the blanks with 'I am', 'He is' or 'She is'.**

1. My name is Arun. .... a good boy.
2. Asha is my sister. .... four year old.
3. My uncle is a police officer. .... a brave man.
4. Mrs. Sharma is my class teacher. .... very pretty.

**Critical Thinking**

To complete the puzzle, number the dotted picture into appropriate box. Each picture must appear once.



**Logical Thinking**

If you have travelled by plane, write down what you have to do before boarding the plane as soon as you reach the airport.

The first thing is:

1. Go to the counter of the airlines with which you have booked the ticket and obtain your boarding pass.

2. ....

3. ....

4. ....

5. ....


 **Exercise Time**

**A. Answer the following questions.**

1. Where does Amol live?
2. Where does Amol's family go for a holiday?
3. By which means of transport do they go to Delhi?
4. When do they reach Delhi?
5. Which places do they visit on Friday?

**B. Find their Meanings.**

1. Passengers .....
2. Berths .....
3. Excited .....



**C. Fill in the blanks with the correct words.**

**Friday    berths    Saturday    window**


1. Amol looks out of the.....and sees cows, trees, fields and people.



2. They sleep on the their .....
3. They go to see the Lotus Temple on .....
4. They see the Red Fort on .....

**D. Tick (✓) the right options.**

1. On which day does Amol's family board the train?  
 (i) Sunday  (ii) Monday  (iii) Thursday
2. Where do they take rest for the whole day?  
 (i) In a tent  (ii) In a hotel  (iii) Under a tree
3. Where do they go on Friday?  
 (i) To see Red Fort   
 (ii) To see Lotus Temple   
 (iii) To do shopping



**Conceptual Understanding**

**You might have travelled by train many times.  
 Mention 5 things that you see at a railway station.**

1. ....
2. ....
3. ....
4. ....
5. ....



# Good Manners



## Learning Objectives

- ❁ Understanding the importance of good manners.
- ❁ Benefits of good manners.

Water and soap will make you sweet;  
Brush and comb will keep you neat;  
But 'Thank you', 'Please', and 'Pardon me',  
Will make a sweeter child of **thee**.

With clothes that have no spot or **rent**,  
With shoes that shine, be not **content**,  
But polish up your **manners**, too;  
Make **courtesy** a part of you!

*-Florence A Richardson*



## Find Meaning

**Thee** : you

**Rent** : a tear in a cloth

**Content** : happy or satisfied

**Manners** : the way you do something

**Courtesy** : polite behaviour

## EXERCISES

### A. Answer the following questions.

1. What is the name of the poet?
2. What are the magical words?
3. Why is courtesy important?

### B. Find their meanings.

1. Neat .....
2. Pardon .....
3. Polish .....
4. Shine .....



### C. Fill in the blanks with the correct words.

1. But 'Thank you', ..... and .....  
Will make a sweeter child of thee.
2. But ..... up your manners, too;  
Make courtesy a part of you!

### D. Tick (✓) the right options.

1. What do you use to wash your hands?  
(i) Water  (ii) Soap  (iii) Both (i) and (ii)
2. What do you say when you make a mistake?  
(i) Thank you  (ii) Please  (iii) Sorry
3. How should we wear our clothes?  
(i) Unironed  (ii) Tidy  (iii) Untidy

## E. Match the following.

1. Raise your hand before talking
2. Pray to God
3. Share toys
4. Be a good listener



### Let's enjoy the poem

Draw and name three objects that you and your friends share with each other.

## COMMUNICATION

### Writing Skills

1. Circle the adjectives and underline the nouns in the following:
  - (i) Danny caught the red ball.
  - (ii) The dog found a large stick.
  - (iii) My mom is a pretty lady.



# A Visit to Uncle's Farm



## Learning Objectives

- Evaluating the difference between a city and a village with a farm.
- Discussing the importance of farms.

## Warm-up

The farm animals have hidden all of the question marks. Find and circle all of them.




## Instruction for Discussion

- Ask children to identify animals in the farm.
- Let them participate in the classroom for discussion about a farm house.

It is Sunday today. Sumit and Liza's parents are at home.

Your uncle has invited us to his farm today.


Fine papa! We will have fun with Jay and Pooja.




They drive out of the city in their car.

Where is the farm papa?

It is not far from here. We will be there soon.



At last they reach the farm. There are **fields** of wheat and mustard all around. There are many trees also.



Jay and Pooja are waiting for them. Sumit and Liza are very happy to see their friends. The children have fun at the **farm**. They played and enjoyed.

Soon, it is time to go home.

They thank their friends. They **wave** them bye and wished them to take care of themselves. Then, they get into their car and leave that lovely place.



### Find Meaning

- Farm** : a piece of land used for growing crops  
**Fields** : a piece of land put into growing crops  
**Wave** : to move your hands and greet someone

# EXERCISES

## Creative Expression

*Tell Your Story*

Imagine you are a farmer; which animals would you pet and why? Fill in the table according to your choice.

Animals (Pets)	Reasons
1. ....	.....
2. ....	.....
3. ....	.....

## CROSS-CURRICULAR CONNECT

## Learning by Doing

A. Rewrite these sentences using pronouns instead of nouns. One has been done for you.

1. Mr. Agarwal is a teacher. Mr. Agarwal teaches English.

Mr. Agarwal is a teacher. He teaches English.

2. Peacock is a beautiful bird. Peacock is our National Bird.


.....

3. Soumya and Surya study in class I. Soumya and Surya are intelligent students.

.....

4. I live in Delhi. Delhi is big city.

.....



5. Mrs. Sharma is a doctor. Mrs. Sharma treats the patients.

6. Mango is a fruit. Mango tastes delicious.

### Critical Thinking

*Let's Play a Game!*

Let us play the crossword game with the help of the given hints.

The crossword puzzle grid consists of the following squares:

- 1: 1 square (Down)
- 2: 1 square (Across)
- 3: 1 square (Across)
- 4: 4 squares (Across)
- 5: 3 squares (Across)
- 6: 3 squares (Across)
- 7: 1 square (Down)
- 8: 4 squares (Across)
- 9: 1 square (Down)

The animal illustrations are:

- 1: Dog
- 2: Cow
- 3: Rooster
- 4: Stork
- 5: Horse
- 6: Rabbit
- 7: Duck
- 8: Bull
- 9: Cat

Cow, Rooster, Bull, Rabbit, Duck,  
Dog, Horse, Cat, Goose



## Logical Thinking

Write safe or unsafe for the things you can play with on a farm.



.....

.....



.....

.....



.....

.....



## Exercise Time

### A. Answer the following questions.

1. Where did the family go?
2. Who invited the family to the farm?
3. Who were waiting for the family?
4. What fields did the children see at the farm?



### B. Find their meanings.




1. Place .....  
.....
2. Crop .....  
.....
3. Around .....  
.....



**C. Fill in the blanks (giving details about your best friend).**

1. His/Her name .....
2. His/her father's name .....
3. He/She studies in class .....
4. His/Her telephone no. ....
5. I like my friend because .....

**D. Match the following.**

1.  (a) Cattle
2.  (b) Egg
3.  (c) Car

**E. Tick (✓) the correct option.**

1. On which day, did Sumit and Liza go to their uncle's farm with their parents?  
(i) Monday  (ii) Wednesday  (iii) Sunday
2. Who of the following were Sumit and Liza's friends?  
(i) Jay  (ii) Pooja  (iii) Both   
(i) & (ii)
3. In which vehicle did Sumit and Liza go to their Uncle's Farm?  
(i) Motorbike  (ii) Car  (iii) Bus

4. Who of the following drove the car?

- (i) Sumit  (ii) Liza  (iii) Sumit's Father

### Conceptual Understanding

Rearrange these words to make meaningful sentences.

1. was tall the tree.

.....

2. for you fruits are good.

.....

3. in the crops grow field.

.....

### COMMUNICATION

### Writing Skills

A. Read these words. Choose any four words to make sentences. Ask your English teacher for help.

- |               |                 |                |                 |
|---------------|-----------------|----------------|-----------------|
| <b>making</b> | <b>selling</b>  | <b>reading</b> | <b>eating</b>   |
| <b>buying</b> | <b>drinking</b> | <b>writing</b> | <b>skipping</b> |

1. ....
2. ....
3. ....
4. ....





# Festivals of India

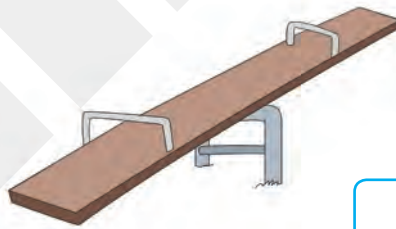
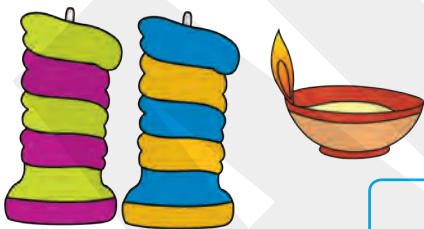


## Learning Objectives

- Talking about different festivals.
- Evaluating the essence and importance of having a good time with our families.

### Warm-up

We celebrate festivals with numerous objects like sweets. Tick (✓) those that remind you of festivals.



The people of Friends Colony are happy today. They are celebrating Diwali together. All the houses in the colony are clean and white



washed. People have decorated their houses with flowers, candles and lamps. We see tiny lamps in front of many houses. Mrs. Sharma is distributing sweets to everyone. Ashok, Harpreet, Rahil, Paul and Swati are enjoying the sweets. They say, "Thank you ! Aunty".

Diwali is called the festival of lights.



We also **decorate** our houses with lights on Christmas.



How do you celebrate Eid, Rahil?



We offer Namaz in the mosque on this day. Mother **prepares** a lot of sewaiyan and snacks. I'll feel good if all of you come and share those with us.



We also celebrate Gurburab with great **pomp** and show. On this day, we go to Gurudwara and offer prayers. We eat from a common kitchen. It is called Langar. Please come and share Langar with us on this festival.



### Find Meaning

- Pomp** : a show of wealth and splendour  
**Prepare** : make something  
**Decorate** : to make more attractive by adding beautiful or festive things

## EXERCISES

### Creative Expression

*Tell Your Story*

Share how you and your family celebrate Dussehra with your classmates.



### CROSS-CURRICULAR CONNECT

### Learning by Doing

Your teacher wants that all the students to take a pledge because of the noise created during recess. Write a pledge on Dove that you will always follow the path shown by Mahatma Gandhi. Your teacher will help you to write it.





# Critical Thinking

Let's Play a Game!

Let's play the crossword puzzle and see who is the smartest and fastest among all. Good Luck!

The crossword puzzle grid consists of 10 numbered starting points for words:

- 1: Across, 7 letters
- 2: Down, 5 letters
- 3: Across, 4 letters
- 4: Down, 3 letters
- 5: Across, 4 letters
- 6: Across, 4 letters
- 7: Across, 4 letters
- 8: Down, 4 letters
- 9: Down, 2 letters
- 10: Across, 4 letters

## Across

1. One of Santa's Reindeer
3. Santa's Helpers
5. December 25th is .....
7. Christmas Drink
10. The name of a popular snowman

## Down

2. Christmas Month
4. He hates Christmas!
6. You hang them by the chimney
8. On Christmas morning we unwrap our .....
9. A famous Christmas carol ..... to the world!



## Logical Thinking

On Diwali, people burst crackers. It causes pollution. Our environment is our major concern. We should try not to pollute or harm it. Look at the pictures given below and answer the following questions.



Observe both pictures carefully and logically decide how we can keep our environment clean on Diwali? What are the steps we should take to live in a clean atmosphere?

## Exercise Time

### A. Answer the following questions.

1. Why are the people of Friends Colony happy?
2. Who are enjoying the sweets?
3. Whose mother prepares a lot of sewaiyan and snacks on Eid?
4. Write the names of all the festivals discussed.

## B. Find their meanings.

1. Distributing .....
2. Tiny .....
3. Sweets .....

## C. Fill in the blanks with the correct words.

1. People decorate their houses using ....., ..... and ..... on diwali.
2. We offer ..... in the mosque on Eid.
3. We go to ..... on Gurburab.

## D. Tick (✓) the correct option.

1. The people of which colony were celebrating Diwali?  
(i) Asrani Colony  (ii) Lodhi Colony   
(iii) Friends Colony
2. Diwali is called the festival of .....  
(i) lights  (ii) colours  (iii) sewaiyan

## E. Match the following.

### Column A

1. Diwali
2. Namaz
3. Common Kitchen

### Column B

- (a) Mosque
- (b) Langar
- (c) Festival of Lights

## Conceptual Understanding

Priya, a 10-years old girl from Nagaland, is going to her grandparents' place for her summer holidays. She goes to the

market with her mother to buy a few things they need for the journey. Fill up the last space to complete the conversation.



Mummy, are you hurt?

No, I am fine. Someone must have split something here.



Baby, how can we keep our environment clean?



.....

## COMMUNICATION

### Reading Skills

Look at the picture and write four sentences about it.



.....

.....

.....

.....



# Friendship



## Learning Objectives

- ✿ Friendship is important.
- ✿ Sharing is caring.

I had a box of crayons,  
All **shiny**, straight and new.  
I **lent** a friend one crayon,  
And—oops— it **broke** in two!

My friend said she was sorry,  
But I said "I don't care,  
Because now we both we colour  
with one crayon—we can **share**!"



## Find Meaning

**Shiny** : *bright*

**Lent** : *gave something to somebody for some time*

**Broke** : *(here) separated into pieces*

**Share** : *use something together with someone else*



## Exercise Time

### A. Answer the following questions.

1. What did the boy lend to his friend?
2. What happened to the crayon?
3. How did the friend feel?

### B. Find their meanings.

1. Straight .....
2. Sorry .....
3. Care .....



### C. Fill in the blanks with the correct words.

1. I lent a friend .....,  
And-oops-it ..... in two!
2. My friend said she was .....,  
But I said “.....”.

### D. Tick (✓) the right options.

1. What did the child have?
  - (i) Book
  - (ii) Crayons
  - (iii) None of the above

2. What happened to the crayon?

(i) It broke.

(ii) It got lost.

(iii) Both (i) and (ii).

3. How did the boy respond?

(i) He didn't care.

(ii) He got angry.

(iii) He shouted at her.

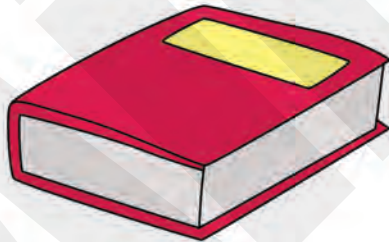
**E. Match the following.**

1.



(a) Book

2.



(b) Friends

3.



(c) Crayons



## Let's enjoy the poem

What is a summary of the poem? How can you write poem or a story is important in a better way.

Can you summarise this poem in three lines?

Ask your teacher how to write a summary of poems and stories before attempting this exercise.



## Writing Skills

Have you ever been out with your friends to a picnic? How did your picnic go? Write about it in your notebook in 10 lines.



## Reading Skills

Read the riddle given below and solve it. Best of Luck!

What costs nothing  
but is worth everything,  
weighs nothing, but can last a lifetime,  
that one person can't own,  
but two or more can share?



8

# Zoo



## Learning Objectives

- ✿ Visiting a zoo.
- ✿ Knowing about different animals.


### Warm-up



Which animals can you see in the picture? Write down in blank space.


.....

.....




Reema and Sam visited the zoo. It was a big park with lots of animals.

They saw a lion with its **cub**.




They took a ride on the elephant's back.



They saw a Giraffe.  
It was very tall.



They saw monkeys jumping from tree to tree. Tree leopard was resting in its **den**.  
Reema and Sam had great fun.



### Find Meaning

**Fawn:** young one of a deer **Cub:** young one of a lion **Den:** where a wild animals rests

## EXERCISES

### Creative Expression

*Tell Your Story*

Have you ever been to a zoo? How was your experience? Share the stories of your visit to a zoo with your friends and listen to their stories also. How many animals did you see in a zoo?



### CROSS-CURRICULAR CONNECT

### Learning by Doing

#### Reading Fluency

The



The apple

The apple is

The apple is red.

The



The elephant

The elephant is

The elephant is big.

The

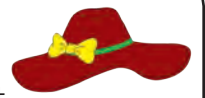


The giraffe

The giraffe is

The giraffe is tall.

The



The hat

The hat is

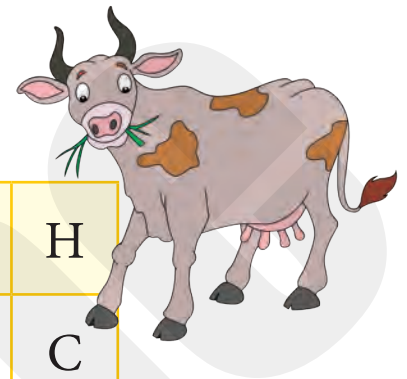
The hat is brown.



## Critical Thinking

Let's Play a Game!

Circle the names of five animals in this word search.



W	C	Y	E	F	I	S	H
D	R	M	J	N	I	J	C
K	A	N	G	A	R	O	O
E	B	L	I	O	N	F	W
H	O	R	S	E	E	T	E
Z	B	S	E	T	K	L	P

Fill in the blanks. Choose from the names you have added in the word search.

- I live on land. I am a .....
- I live in water. I am a .....
- I live in a den. I am .....
- I am kept in a stable. I am a .....
- I am kept in a shed. I am a .....





## Logical Thinking

Match the following on the basis of the foods that they eat.



## Exercise Time

A. Answer the following questions.

1. Who went to the zoo?
2. Who was resting in its den?
3. Who were jumping from tree to tree?
4. Did the children have great fun?



## B. Find their meanings.

1. Resting .....
2. There .....
3. Park .....



## C. Fill in the blanks with the correct words.

1. A monkey lives on a .....
2. A ..... lives in a den.
3. We keep hens in a .....
4. Turtles live in .....



## D. Tick (✓) the right options.

1. Reema went to the .....  
(i) zoo  (ii) park  (iii) picnic
2. Sam took a ride on a/an .....  
(i) lion  (ii) elephant  (iii) camel
3. The cubs were with a .....  
(i) monkey  (ii) horse  (iii) lion
4. .... is a tall animal.  
(i) Rabbit  (ii) Giraffe  (iii) Goat

## E. Match the following.

1.



(a) Sheep

What do we get from sheep?

2.



(b) Hen

What does a hen give us?

3.



(c) Cow

What does a cow give us?


### Conceptual Understanding

Tick (✓) the correct pictures.

1. This Animal lives on land. (i)



(ii)



2. Bees live here.

(i)



(ii)



3. We keep cows here

(i)



(ii)





# My Selfie



## Learning Objectives

- Talking about different devices that click pictures.
- Understanding the importance of self-love.

I tried to take a selfie,  
When I was all alone,  
and I have done it,  
When the evening stone.

I guess I'm not **pretty**,  
I think I am prettiest  
I snapped one with my laptop,  
And **saved** it on a computer,



I **clicked** with my father's camera,  
My mother's iPad tool;  
This is no **difficult**,  
I know it how to do.



At last I got few **selfies**,  
Perhaps the best ones yet;  
I posted them online today,  
It broke the **internet**.



### Find Meaning

**Internet** : an electronic communication

**Clicked** : to make a short sharp sound

**Saved** : to keep somebody safe

**Selfies** : a photograph that one has taken of oneself

**Difficult** : not easy to understand

**Pretty** : attractive



## Exercise Time

### A. Answer the following questions.

- What did the poet try to take?
- When did the poet take a selfie?
- What did he do with his selfies?
- Did the poet succeed to get a selfie?
- Have you ever taken a selfie?



### B. Find their meanings.

- Internet .....
- Difficult .....
- iPad .....



### C. Fill in the blanks with the correct words.

- I.....one with my laptop  
And saved it on the computer.
- At last I got few .....  
..... the best ones yet.



### D. Tick (✓) the right options.

- In the poem, the.....tried to take a selfie.  
(i) puppy  (ii) poet  (iii) parrot
- The poet took a selfie when he was.....  
(i) parents  (ii) friends  (iii) all alone

c. In the poem, the poet thought himself to be .....

- (i) wiser  (ii) prettier  (iii) thinner

**E. Match the following.**

1.



(a) Laptop

2.



(b) Camera

3.




(c) ipad



**Let's enjoy the poem**

**Create your own family selfie in the box below and write a 'catchy' title for your family.**





## Writing Skill

Write two sentences to describe each picture.

1. ....  
 .....  
 .....  
 .....



2. ....  
 .....  
 .....  
 .....



## Reading Skill

Read these sentences and answer the questions.

1. "I guess I'm not pretty, I thought that I was prettiest."
  - (i) Who is 'I' in above lines. Who said these words?
  - (ii) What did the speaker guess?
  - (iii) What did the speaker think to be?
2. "At last I got few selfies perhaps the best one yet."
  - (i) Who got a selfie?
  - (ii) How was the selfie?
  - (iii) Is the speaker happy with his selfie?





# The Fox and The Crane



## Learning Objectives

- Learn the golden rule of conduct.
- Understanding that tricks can be dangerous.


## Warm-up

Look at the half-drawn picture and complete the picture. Fill in the colours and write the name of the animal.




## Instruction for Discussion


- Ask children to identify the image and complete the picture with dotted lines.



Once upon a time, there lived a fox in a jungle. He was very **cunning**. He often played tricks on other animals. Also, there lived a crane just a short **distance** away.



One day, the fox invited the crane for dinner. He made **delicious** meat curry and served it in two plates. He served it in two plates. He finished his share soon. The crane tried hard to eat the curry from his plate but he failed because of his long beak. The cunning fox ate meat curry of his plate too saying, "The food should not waste." He felt very sad. He decided to teach the fox a lesson.



After few days, the crane invited the fox for the dinner. He made delicious soup and put it into two jars. The jars had narrow mouth.

This time, the crane drank his share easily. But the fox could not drink the soup as the jar had a narrow mouth and remained hungry. The fox thought, "The crane is cleverer than me. I shall never play tricks on other animals."



### Find Meaning

**Cunning** : tricky/clever

**Distance** : the length of the place

**Delicious** : tasty

# EXERCISES

## Creative Expression

*Tell Your Story*

Look at the pictures below showing the neighbours living together in a community.



## CROSS-CURRICULAR CONNECT

## Learning by Doing

Write meaningful sentences using the words given below.

- 1. cunning: .....
- 2. delicious: .....
- 3. sad: .....
- 4. drink: .....





## Critical Thinking

*Let's Play a Game!*

Here, some riddles are given for you to answer. Work in pairs and try to solve them as soon as possible. The team which solves all the riddles correctly first will be the winner. Let's see how smart you are! Best of Luck!

It has a long neck. It is also the name of the land transport.

.....  
.....

I have three letters.  
Cut one off and I  
Become stronger, cut  
Two off and I become  
Ten. Who am I?



## Logical Thinking

The crane tried hard to eat the curry from his plate but he failed because of his long beak. The fox remained hungry and could not drink the soup as the jar had a narrow mouth. What is another way the fox could have made the soup?





## Exercise Time

### A. Answer the following questions.

1. Who used to play tricks on other animals?
2. What did the fox serve to the crane?
3. What did the crane serve to the fox?
4. Who taught a lesson and to whom?

### B. Find their meanings.

1. Finished .....
2. Share .....
3. Lesson .....



### C. Fill in the blanks with the correct words.

**jungle      dinner      narrow      cunning**

1. There lived a fox in a .....
2. The fox was very .....
3. The fox invited the crane to the .....
4. The jars had..... mouth.

### D. Tick (✓) the right options.

1. The crane invited the fox to the .....  
(i) breakfast  (ii) lunch  (iii) dinner
2. How many jars were used in the story?  
(i) One  (ii) Two  (iii) Three

3. Which of these animals has a long beak?

- (i) Sparrow  (ii) Parrot  (iii) Crane

### Conceptual Understanding

Draw a happy face for a true sentence and a sad face for a false sentence.

1. Fox and Crane are friends. ....
2. Fox made pizzas for dinner. ....
3. Crane didn't eat the food. ....
4. Fox ate all the food that the crane cooked. ....

### COMMUNICATION

### Writing Skills

Look at the pictures and complete the sentences.

This is a.....

It is our National.....

A baby tiger is called.....

The tiger looks like a.....

So, it is called the big.....





# Best Friends




## Learning Objectives

- Friendship is true wealth.
- Greediness leads to bad circumstances.

## Warm-up

Join the dots of the figures. Name and colour them. Do this activity with your best friend and let them create a short poem on it.



## Instruction for Discussion

- Ask children to define good qualities of their best friend. Let them discuss in the classroom.

Once upon a time, there lived four friends. A fox, an eagle, a mouse and a tortoise. This is a story of friends and their friendship how they used their **wisdom** against their biggest **enemy** man.

One evening, the mouse, the eagle and the fox were gossiping. Suddenly, they heard a **strange** noise. They all ran to see what happened exactly. When they reached there, they saw that it was their friend, the tortoise. He was **trapped** badly in a hunter's net!

The mouse narrated the whole plan to his friends and all agreed to the plan. The three friends were ready to help their friend at any cost.

Slowly, the fox went near the tortoise and according to their plan, she lay down on the ground and pretended to be dead and breathless.

The black big eagle flew towards the fox and pretended to peck at him so that the whole scene looked real.

The hunter rolled up his net with the tortoise inside it. As he started walking home, he saw a fox.

He thought the fox to be dead and wanted to take it home. So, he put down the net and walked towards the fox. On the other hand according to the plan, the eagle flew round and round the fox. He flapped his wings and did not let the hunter go near him.



The mouse crept up to the tortoise and started biting the net with his sharp teeth. While the eagle kept the hunter busy the mouse set the tortoise free.

Once the tortoise had escaped, the eagle let out a loud caw and flew away. The fox too got up and ran away quickly.



The hunter was stunned. He went back to the tortoise. But he found that the net was torn and the tortoise had gone.

The four friends were happy because finally they were successful in their plan. It was a victory of their wisdom, team work and true friendship.



### Find Meaning

**Wisdom** : intelligence

**Enemy** : a person who does not like another much

**Strange** : weird

**Trapped** : caught in something

## EXERCISES

### Creative Expression

*Tell Your Story*













Have you ever been to a picnic with your friends organised by your school? Share your feelings about that picnic. Also, mention different activities that you enjoyed with them.



## CROSS-CURRICULAR CONNECT

### Learning by Doing

Draw 😊 for the things that your best friend likes and ☹️ for the things that he/she does not like.

 <input type="radio"/>	 <input type="radio"/>	 <input type="radio"/>	 <input type="radio"/>
 <input type="radio"/>	 <input type="radio"/>	 <input type="radio"/>	 <input type="radio"/>
 <input type="radio"/>	 <input type="radio"/>	 <input type="radio"/>	 <input type="radio"/>



## Critical Thinking

*Let's Play a Game!*

Do this activity with one of your best friends. Read the actions given in the boxes. Colour the boxes with actions that both of you have done.

Gave food to an animal	Learned swimming	Went to a carnival
Participated in a competition	Went for a picnic	Played an instrument
Planted a tree	Drew on a wall with a crayon	Went to a water park
Flew a kite	Baked a cake	Solved a puzzle



## Logical Thinking

Here are some riddles given. Your teacher will divide the class into groups of four. Solve them with the help of your friends. The group which solves the puzzle first will be the smartest of all.

How do you express your love to your mother?



How many times can you subtract 10 from 100?

Why are teddy bears never hungry?



You can keep it only after giving it away to someone else. What is it?

 **Exercise Time**

**A. Answer the following questions.**

1. Which two animals did the hunter want to take home?
2. Why can we say that the four animals were true friends?

**B. Find their meanings.**

- |                  |                     |
|------------------|---------------------|
| 1. Hunter .....  | 2. Eagle .....      |
| 3. Pretend ..... | 4. Tortoise .....   |
| 5. Flapped ..... | 6. Victory .....    |
| 7. Stunned ..... | 8. Friendship ..... |

**C. Fill in the blanks with the correct words.**

1. The four friends were.....
2. The tortoise was trapped in a hunter's .....
3. The .....had a plan.



4. The fox pretended to be .....
5. The eagle flew round and round .....

**D. Tick (✓) the right options.**

1. Who was animals' biggest enemy?  
(i) Lion  (ii) Man  (iii) Fox
2. Who narrated the plan?  
(i) Eagle  (ii) Fox  (iii) Mouse
3. What happened in the end?  
(i) The hunter caught all of them.   
(ii) The hunter got scared.   
(iii) All of the friends escaped from the hunter.

**E. Match the following.**

**Column A**



**Column B**

(a) Squeaking

(b) Hissing

(c) Growling

(d) Screeching

# Self Assessment-1

Time: 1 Hour

MM: 30

## Section-A (Reading)

1. **Read the passage and answer the following questions on the basis of your reading:**

Once two close friends were passing through a Jungle. One was fat and the other was thin. When both reached the middle of the Jungle, suddenly they saw a bear coming towards them.

The thin friends climbed a tree but the fat one could not climb. So, he lay on the ground like a dead body. The bear came and heard him. It saw the lying body.

It sniffed at the ear of the fat boy and went away. The thin friend got down from the tree. He asked the fat boy what the bear told in his ears. The fat friend said that he was saying to be aware of selfish friends.

- a. Who is a friend?

.....

- b. Who climbed the tree?

.....

- c. What are the five qualities of a friend?

.....

## Section-B (Grammar)

2. **Circle the Noun and make sentences using nouns.**

the	big	Tom	bus	door
cat	stick	ate	win	this
on	child	apple	mom	pen
rug	go	is	one	how
dog	bike	sun	desk	room



### Section-C (Writing)

3. Look at the picture and write a composition about it. Give a suitable title to your composition.



### Section-D (Literature)

4. Tick (✓) the correct options.

a. On which day does Amol's family board the train?

(i) Sunday  (ii) Monday  (iii) Tuesday

b. Where do they take a rest for the whole day?

(i) In a tent  (ii) In a hotel  (iii) Under a tree

c. What do you use to wash your hands?

(i) Water  (ii) Soap  (iii) Both a and b

d. What do you say when you make a mistake?

(i) Thank you  (ii) Please  (iii) Sorry

5. Answer the following questions:

a. Which two animals did the hunter want to take home?

b. How does a seed grow into a plant?

c. What does the sunshine say to the seed?

d. What did the children paint in school?

e. Where does Amol's family go for a holiday?

## Self Assessment-2

Time: 1 Hour

MM: 30

### Section-A (Reading)

1. **Read the passage and answer the following questions on the basis of your reading:**

Once there was a dog carrying a piece of meat in his mouth. He was passing through a Jungle. He was crossing a bridge. Suddenly he saw his own shadow in the river water

After a while, he thought that another dog is carrying a piece of meat. He tried to snatch that meat also. He barked and the piece of meat fell into the river.

- a. Who is greedy in the story?

.....

- b. What did the dog do when he see his shadow in the river?

.....

- c. Write the antonym of ignore from the passage.

.....

### Section-B (Grammar)

2. **Find the adjectives in the following sentences.**

- The girl is beautiful.
- The apple is sweet.
- The cat is naughty.
- The rabbit is fast.
- The hat is colourful.

## Section-C (Writing)

3. Look at the picture and write a composition about it. Give a suitable title to your composition.



## Section-D (Literature)

4. Tick (✓) the correct options.

a. On which day, did Sumit and Liza go to their uncle's farm with their parents?

(i) Monday  (ii) Wednesday  (iii) Sunday

b. Who of the following were Sumit and Liza's friends?

(i) Jay  (ii) Pooja  (iii) Both (i) and (ii)

c. What happened to the crayon?

(i) It broke  (ii) It got lost  (iii) Both (i) and (ii)

d. How did the boy respond?

(i) He didn't care  (ii) He got angry  (iii) He shouted at him

5. Answer the following questions:

a. Who was waiting for the family?

b. What fields did the children see at the farm?

c. What did the crane serve to the fox?

d. Who went to the zoo?

e. Why can we say that the four animals were true friends?